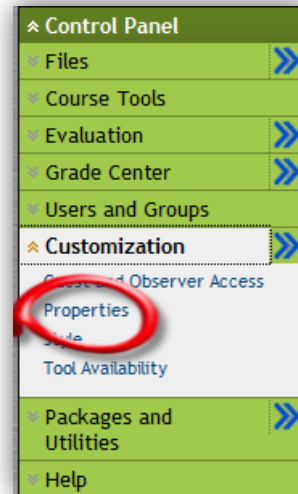


Set Course Availability Dates

By default, your Blackboard course is scheduled to become available the first day of class each semester. If you want to make it available to students earlier, please follow this tutorial to change the availability dates of your course.


1. In the Control Panel of your Blackboard course, select Customization > Properties.



2. Under Set Course Duration, click in the date box to change the Start Date or select the calendar icon and select a new date.

3. SET COURSE DURATION

Duration Continuous Select Dates


Start Date 

Enter dates as mm/dd/yyyy



3. SET COURSE DURATION

Duration Continuous Select Dates

Start Date 

Enter dates as mm/dd/yyyy

Wednesday, January 9, 2013

3. Click the Submit button.

Submit